




SERVICE MANUAL

**20" COLOR TELEVISION
with TELETEXT**

TV-2000T MK8



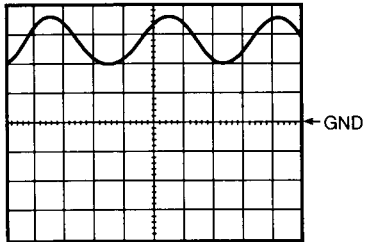
WAVEFORMS

WFa ~ WFt = Waveforms to be observed at
Waveform check points.
(Shown in Schematic Diagram.)

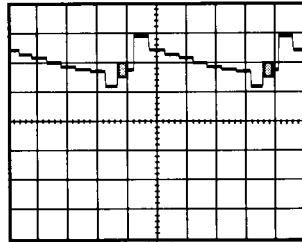
Input: PAL Color Bar Signal (with 1KHz Audio Signal)

Receiving Ch.: E2 ch (48.25MHz)

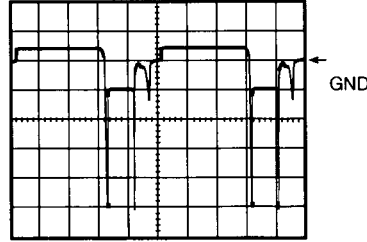
Preset Mode: Press Picture Select button on the remote control unit,
then press the number "1" button.
(Brightness—Center Color—Center Contrast—Approx 70%)



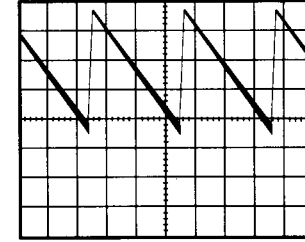
WFa 1DIV: 1V 0.2msec



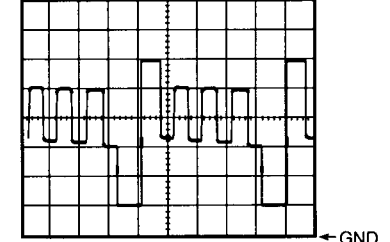
WFe 1DIV: 0.5V 10μsec



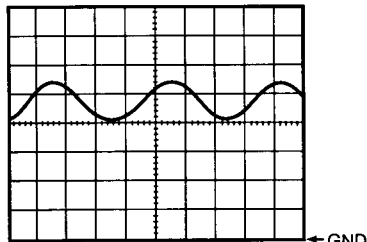
WFi 1DIV: 2V 10μsec



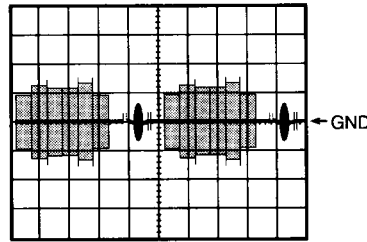
WFn 1DIV: 0.5V 5msec



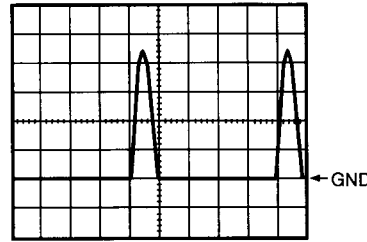
WFq 1DIV: 1V 10μsec



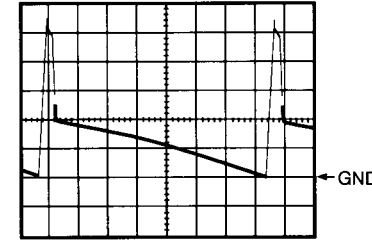
WFb 1DIV: 1V 0.2msec



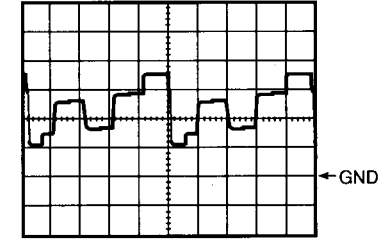
WFi 1DIV: 0.2V 10μsec



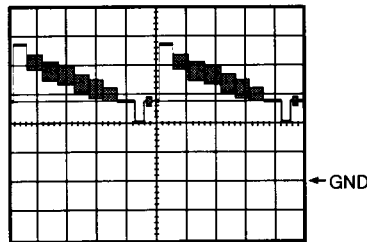
WFj 1DIV: 250V 10μsec



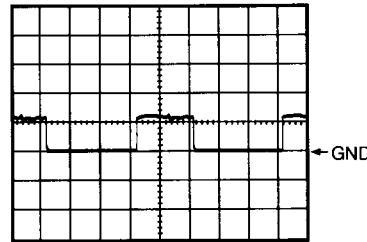
WFn 1DIV: 10V 2msec



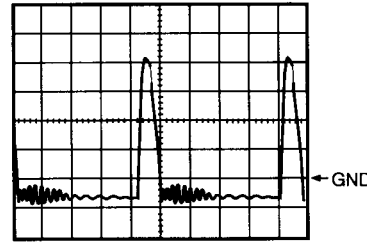
WFr 1DIV: 50V 10μsec



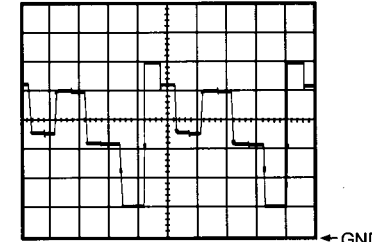
WFc 1DIV: 1V 10μsec



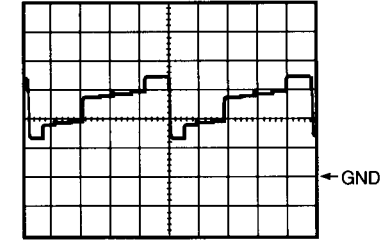
WFg 1DIV: 0.5V 10μsec



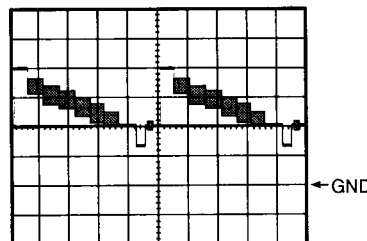
WFK 1DIV: 5V 10μsec



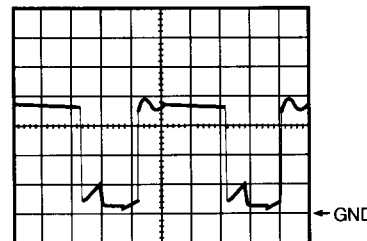
WFO 1DIV: 1V 10μsec



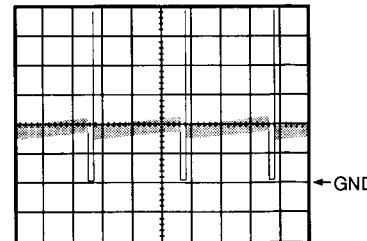
WFS 1DIV: 50V 10μsec



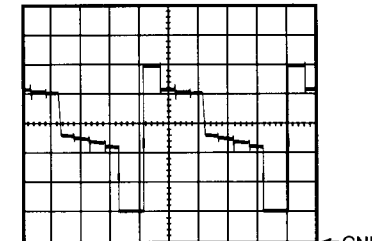
WFd 1DIV: 1V 10μsec



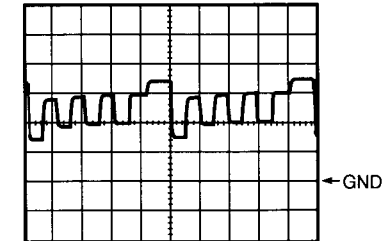
WFh 1DIV: 50V 10μsec



WFi 1DIV: 0.5V 5msec

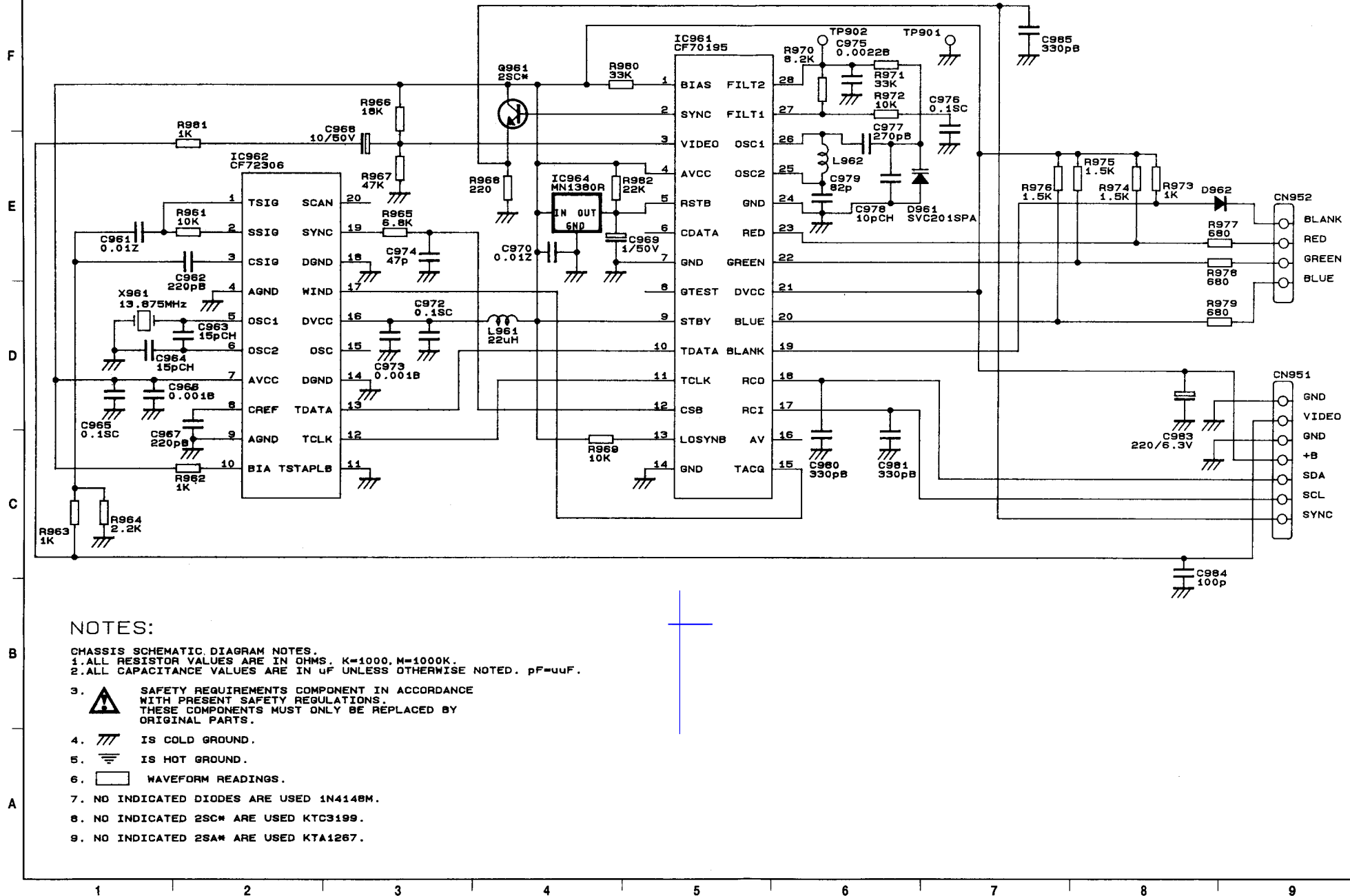


Wfp 1DIV: 1V 10μsec







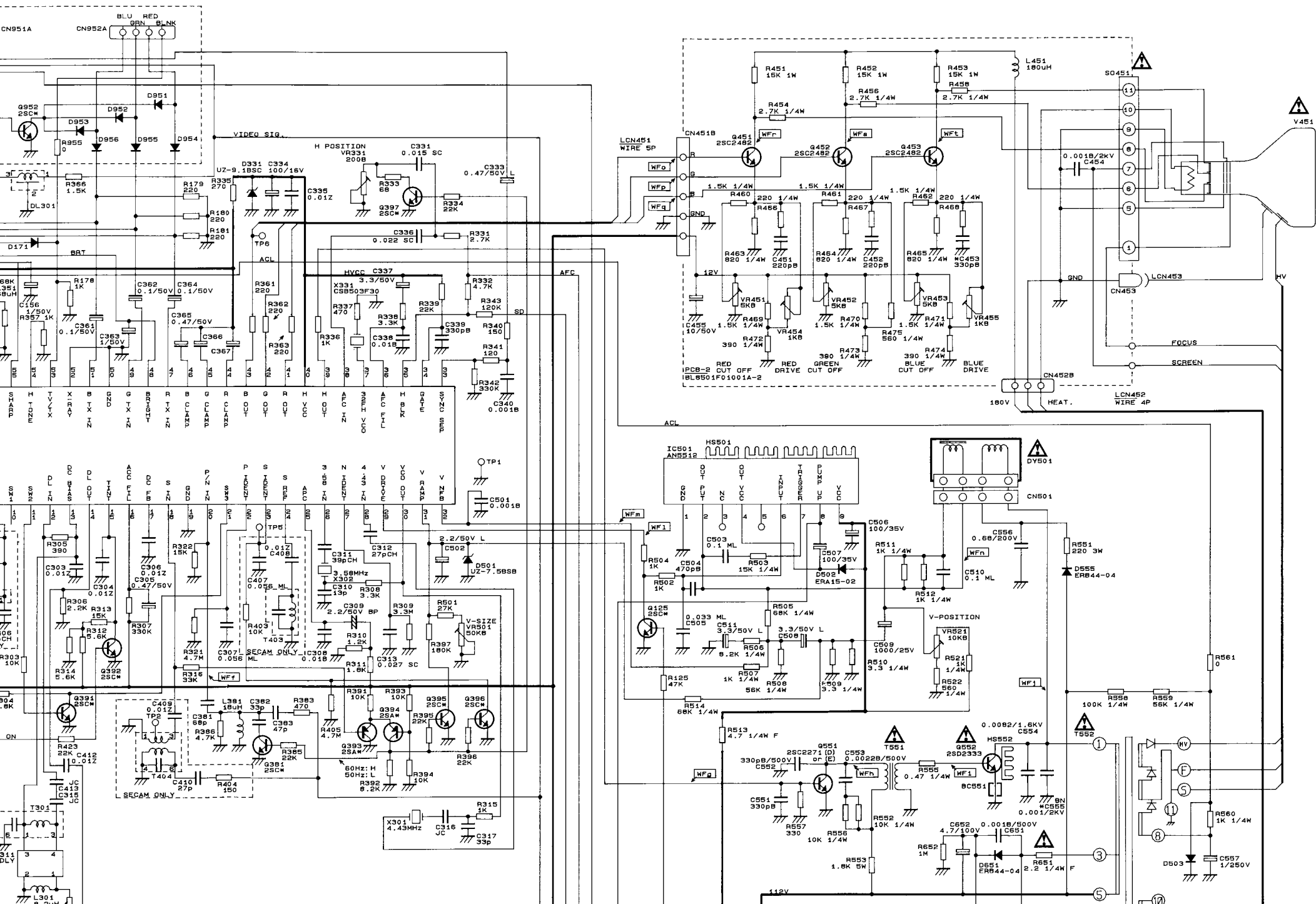
WFt 1DIV: 50V 10μsec

Teletext Schematic Diagram

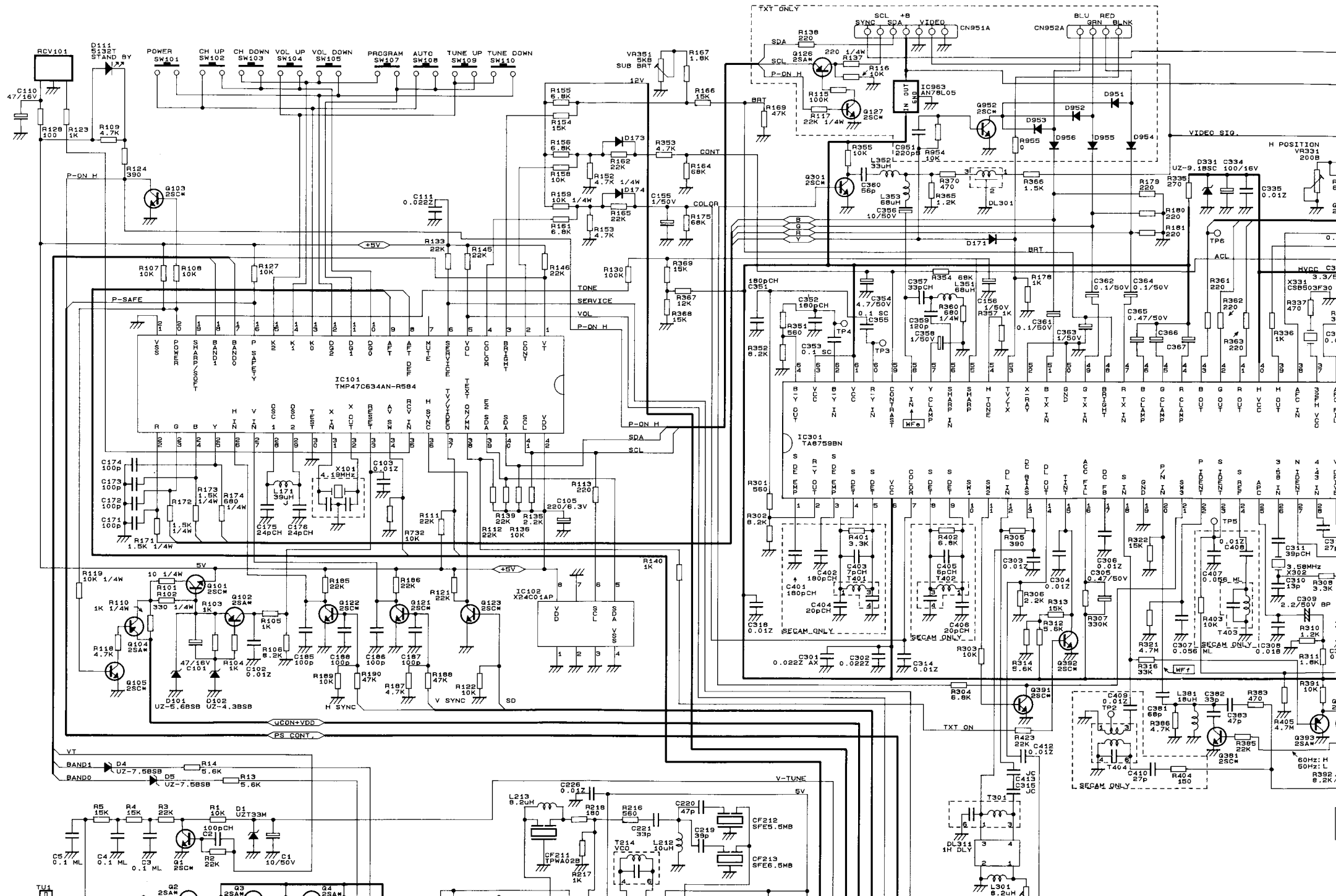


NOTES:

- CHASSIS SCHEMATIC DIAGRAM NOTES.
1. ALL RESISTOR VALUES ARE IN OHMS. K=1000, M=1000K.
 2. ALL CAPACITANCE VALUES ARE IN uF UNLESS OTHERWISE NOTED. pF=uuF.
 3.  SAFETY REQUIREMENTS COMPONENT IN ACCORDANCE WITH PRESENT SAFETY REGULATIONS. THESE COMPONENTS MUST ONLY BE REPLACED BY ORIGINAL PARTS.
 4.  IS COLD GROUND.
 5.  IS HOT GROUND.
 6.  WAVEFORM READINGS.
 7. NO INDICATED DIODES ARE USED 1N4148M.
 8. NO INDICATED 2SC* ARE USED KTC3199.
 9. NO INDICATED 2SA* ARE USED KTA1267.



Main / CRT Schematic Diagram



Power Supply Schematic Diagram

